



Nashua School District BOE Meeting 3/11/2024

Mayor Proposed Increase: 4%


FY24 Operating Budget: \$121,864,894

Increase: \$5,017,206 (Operating Budget x 4%)

Human Capital Contractual Obligations: approx. \$3,500,000

Federal Mandate: ELL Investment: 12-14 Positions – approx. \$840,000-\$980,000

Federal Mandate: Special Education: Absorb agency positions from ESSER – min \$1,000,000







Work and experience of the committee over the past 1.5 years

Research and Data

Establish our




Consistency - 4 Person Teams, 6 Periods vs. 7 Periods
Fewer transitions
More equitable experience for all students



Period 1: (approx. 50 Min)	ELA		Period 1 (approx. 60 minutes)	ELA
Period 2	Math		Period 2	Math
Period 3	Literacy/Writing/ ELA/Reading/FL		Period 3	Science
Period 4	Science		Period 4	Social Studies
Period 5	Social Studies		Period 5	UA
Period 6	UA		Period 6	UA
Period 7	UA			


ELA Experience – MS ELA Steering Committee Recommendation

Commitment to the standards and best practices



6 th Grade	261	228	228	
7 th Grade	221	210	215	
8 th Grade	235	200	226	

*Projections are made with current enrollment figures from current 5th, 6th, and 7th grade students. Students without a variance, which represent 1,762 students, were assigned to a middle school per the recently approved boundaries. 112




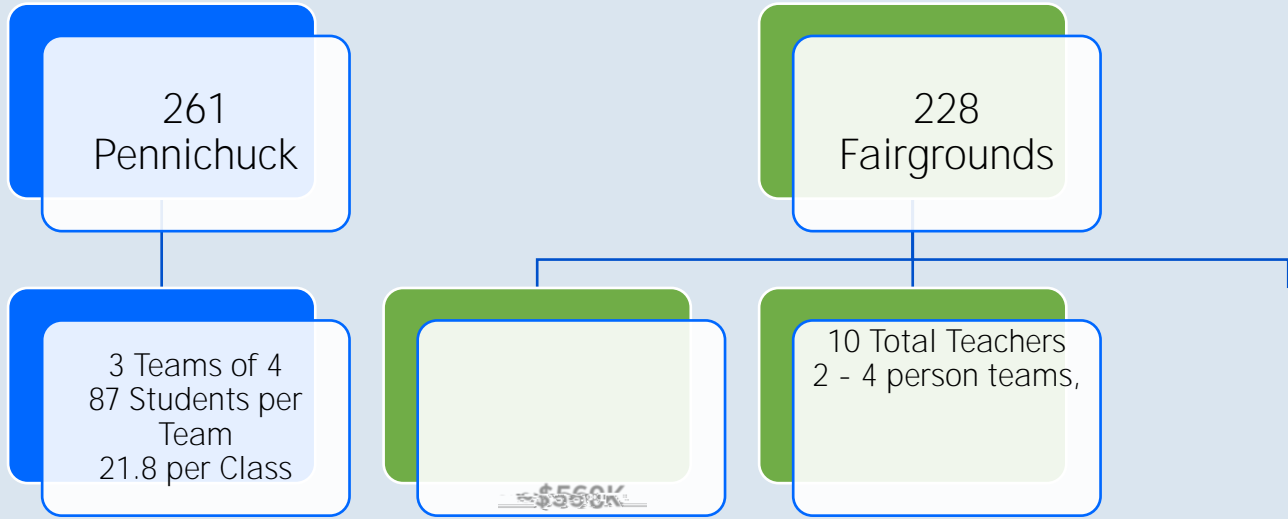
240
Pennichuck

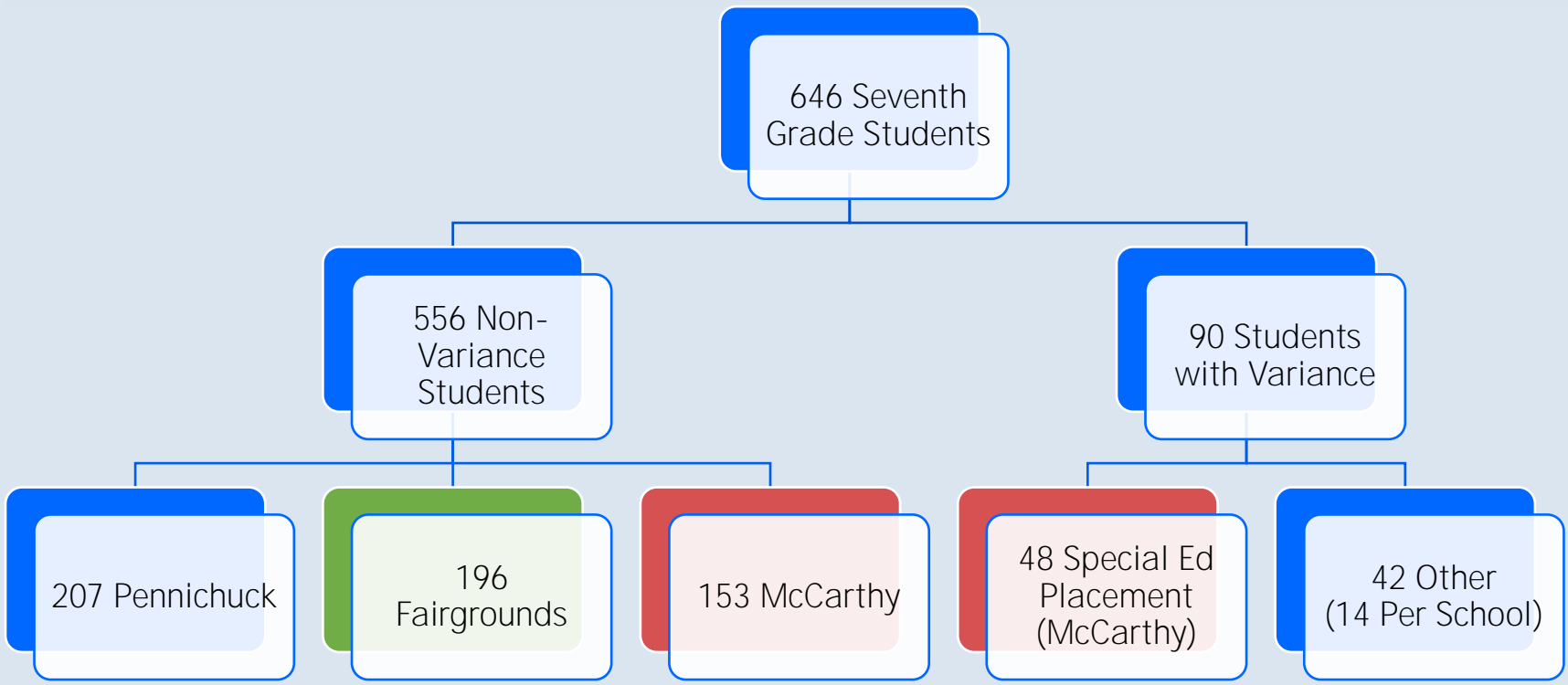
Fairgrounds

Special Ed
Placement
(McCarthy)

Students
with
Disability

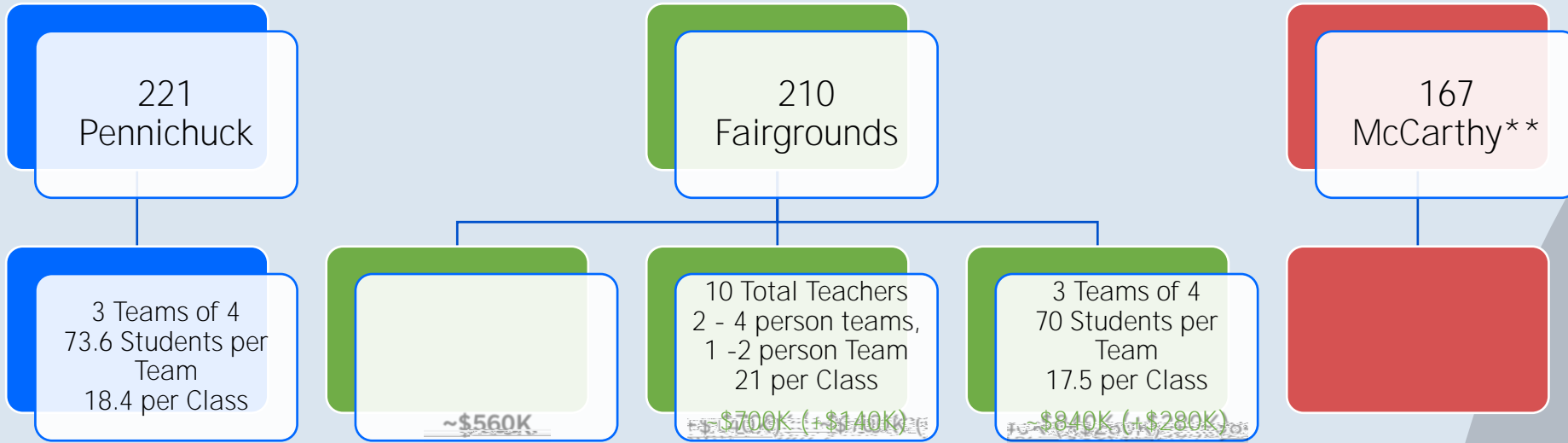
Region's Size and Districts' Enrollment Proje



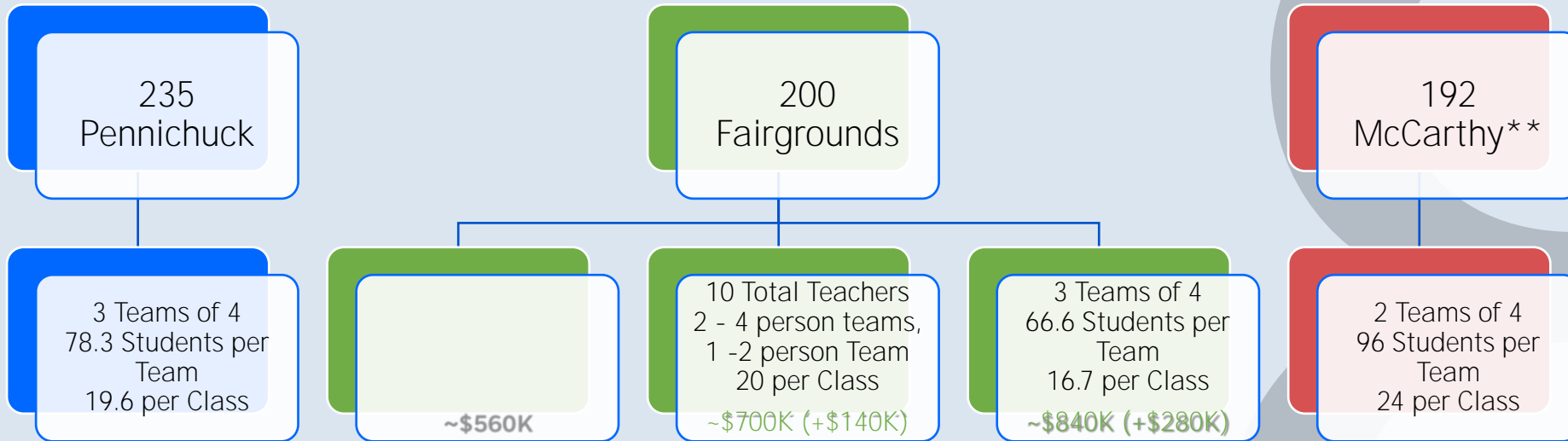


Pennichuck	221
Fairgrounds	210
McCarthy	215

Seventh Grade Team Organization




Enrollment Projections by District



	197 2 5 19.7	210 3 4 17.5	290 3 4 24.1	
	235 3 4 19.6	200 2 4 25	192 2 4 24	

** MMS will have additional SPED students receiving push in services that may impact some classes



PRESENTATION TITLE

